

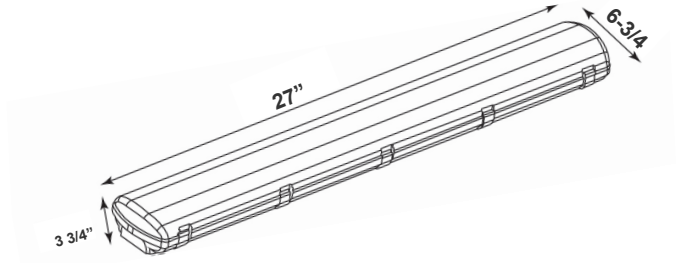
# LLVT SERIES Industrial Lighting

LLVT-2FT-25W-MCT-D



This fixture is ideal for workshops, garages, canopies, parking garages, cold storage facilities, food processing facilities, farmyards, and other harsh, humid, dusty, and wet environment lighting applications.

Customer Name: \_\_\_\_\_  
Project Name: \_\_\_\_\_  
Note: \_\_\_\_\_ | Type: \_\_\_\_\_



27"(L) x 6-3/4"(W) x 3-3/4"(H)

## Features

- LED Linear Vapor Light
- Grey Finish
- 5-Year Warranty
- 50,000 Hours Rated Life
- Lens: Opal Polycarbonate
- MCT: Multi Color Temperature (Selectable Switch Inside Fixture)

## Technical Specifications

### Electrical:

- Voltage: 120-277VAC 50/60Hz
- Wattage: 25W
- Power Factor: >0.98
- Efficacy: 124/ 127/ 139 LPW

### Mechanical:

- Grey Finish
- Housing: Bayer® Brand Polycarbonate
- Stainless steel clamp Stainless Steel Mounting Brackets Incorporated on the Back
- Polycarbonate Construction is Highly Impact Resistant
- UV-stabilized Polycarbonate Diffuser Eliminates Glare
- Diffuser Crystals Enhance Even Light Distribution
- Stainless Steel Clips Evenly Seal the Luminaire
- Operating Temp: -22°F to 110°F
- Suitable for Wet Locations
- IP Rating: IP65

### Lighting:

- Dimmable: 0~10V Dimming
- LED SMD type: Edison 2835
- Total Lumens: 2984LM/ 3125LM/ 3304LM
- Color Temperatures: 3500K/ 4000K/ 5000K
- Multi-CCT(Selectable Switch Inside Fixture)
- Color Rendering Index: CRI ≥ 80

### Applications:

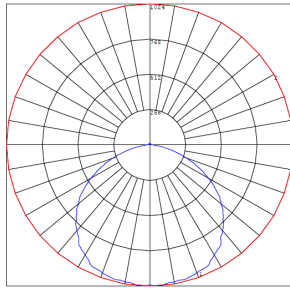
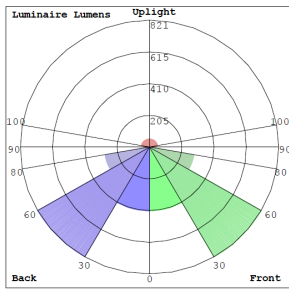
- Ideal for offices, retail stores, showrooms, and residential applications. Uniquely suited for areas where accessing the fixture is challenging

### Other Models:

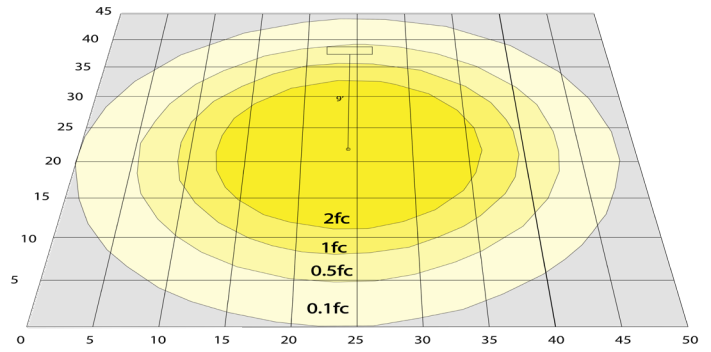
- 40W | 5525LM | LLVT-4FT-40W-MCT-D
- 75W | 9964LM | LLVT-4FT-75W-MCT-D



## Photometrics: LLVT-2FT-25W-MCT



BUD Rating: B1-U3-G1



Area 45'x 50' Mounting Height: 9'

## Other Views:



Side View



Front View



Back View

## Performance Table: LLVT-2FT-25W-MCT

MODEL NO.	Wattage	Voltage	Lumens	Color Temp.	BUG Rating	LPW
LLVT-2FT-25W-MCT-D	25W	120~277V	2984LM	3500K	B1-U3-G1	124
			3125LM	4000K		127
			3304LM	5000K		139

## Sample Ordering

Model Size Wattage Color Temp. Feature

LLVT - 2FT - 25W - MCT - D

## Accessories:

Blank = No Option For Accessories  
LLVT-2FT-RL= 2FT REPLACEMENT LENS

## Factory-Installed Options:

Blank = No Option For Accessories  
OPT-EM-CM1INT= INTERNAL EMERGENCY BACKUP BATTERY  
OPT-HBC-125TL-WH = NEMA TWIST-LOCK PLUG 8FT, 15A, 125V, WHITE  
OPT-HBC-277TL-WH = NEMA TWIST-LOCK PLUG 8FT, 15A, 277V, WHITE  
OPT-HBC-125SB-WH = STRAIGHT BLADE PLUG 10FT, 15A,125V, 3-CONDUCTOR 18AWG,WHITE  
OPT-SEN-2MDR-36=PROGRAMMABLE MICROWAVE BI-LEVEL SENSOR  
WEC-3RC=OPTIONAL REMOTE CONTROL

## Example:

1. LLVT-2FT-25W-MCT-D (FOR LLVT 2FT 25W MCT FIXTURE 120-277V)
2. LLVT-2FT-25W-MCT-D (FOR LLVT 2FT 25W MCT FIXTURE 120-277V)  
OPT-EM-CM2INT (INTERNAL EMERGENCY BACKUP BATTERY)

## SENSOR AND EMERGENCY BATTERY BACK UP OPTIONS:



OPT-HBC-125SB-WH



OPT-HBC-125TL-WH



OPT-EM-CM1INT



OPT-HBC-277TL-WH



OPT-SEN-2MDR-36



WEC-3RC

